

9075.15X

QUALITY MARKS



COLOURS



BLITZ Ø93

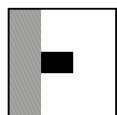
NOTES

One or two light beams outdoor wall or ceiling cylindrical section luminaire available in different sizes. It is constructed of: Mono direction light

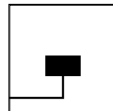
- Extruded and die-casted aluminium body
- Tempered glass diffuser
- Aluminium reflector
- Silicon gaskets
- Stainless steel screws
- Painting using high resistance to UV and corrosion polyester powders

Code	Light source	Power	Lum. Flux *	Socket	Colour Temperature	Notes
9075.15X	QPAR16	50W		GU10		
9075.66X	LED	4W	505 lm		4000 K	
9075.67X	LED	4W	420 lm		3000 K	
9075.05X	LED GU10	6W	425 lm		4000 K	Bulb enclosed to the luminaire
9075.06X	LED GU10	6W	425 lm		3000 K	Bulb enclosed to the luminaire

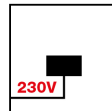
* Lumen rating is related to the flux emitted by the LED module and not to the flux emitted by the appliance




Wall mounting



Single power supply cables input



LED:
LED's direct operation at 220/240V 50/60Hz. No power supply is required.



Impact Energy (J):
2